













1. Are you currently a RCV PTA member?

		Response Percent	Response Count
YES		59.2%	45
NO		40.8%	31
		answered question	76
		skipped question	2

2. If you are not a PTA member, why not (check all that apply)?

		Response Percent	Response Count
Too expensive I didn't know how to join		0.0%	0
I didn't see the advantage of joining		3.7%	1
I thought I would have to volunteer if I joined		7.4%	2
I don't know what the PTA does		29.6%	8
I didn't feel welcomed		0.0%	0
I don't have any interest in being part of the PTA		7.4%	2
Other (please specify)		55.6%	15
		answered question	27
		skipped question	51

3. What should be the primary purpose of the RCV PTA (check all that apply)?

		Response Percent	Response Count
Build a community		69.3%	52
Support and advocate for students		78.7%	59
Support and advocate for staff		56.0%	42
Share information impacting RCV students		64.0%	48
Other (please specify)		5.3%	4
answered question			75
skipped question			3

4. Of the events that the PTA sponsored this school year, please circle the value/satisfaction of the activity/event on a scale of 1 to 5, with 5 being the greatest value/satisfaction and 1 being the least value/satisfaction. If your child/family member did not attend/participate, please circle zero.





	5 (greatest)	4	3	2	1 (least)	0 (did not attend)	Rating Count
Ice Cream Social	42.9% (30)	27.1% (19)	8.6% (6)	4.3% (3)	0.0% (0)	17.1% (12)	70
Pizza Night at Book Fair	21.9% (16)	17.8% (13)	15.1% (11)	1.4% (1)	1.4% (1)	42.5% (31)	73
Book Fair	47.3% (35)	32.4% (24)	9.5% (7)	0.0% (0)	0.0% (0)	10.8% (8)	74
Family Fun Night (Bingo)	42.3% (30)	22.5% (16)	4.2% (3)	2.8% (2)	0.0% (0)	28.2% (20)	71
Family Dance	17.8% (13)	13.7% (10)	4.1% (3)	2.7% (2)	4.1% (3)	57.5% (42)	73
International Night	34.7% (25)	12.5% (9)	1.4% (1)	0.0% (0)	0.0% (0)	51.4% (37)	72
Parent vs Staff Basketball Game	24.3% (17)	14.3% (10)	4.3% (3)	5.7% (4)	0.0% (0)	51.4% (36)	70
Cultural-Arts School Assemblies	31.9% (22)	14.5% (10)	5.8% (4)	5.8% (4)	1.4% (1)	40.6% (28)	69
Halloween classroom party	45.9% (34)	23.0% (17)	17.6% (13)	1.4% (1)	1.4% (1)	10.8% (8)	74
Valentine's Day classroom party	40.0% (30)	25.3% (19)	16.0% (12)	4.0% (3)	1.3% (1)	13.3% (10)	75
Reflections	11.8% (8)	10.3% (7)	7.4% (5)	0.0% (0)	4.4% (3)	66.2% (45)	68
Mad Science after school class	18.1% (13)	5.6% (4)	8.3% (6)	0.0% (0)	2.8% (2)	65.3% (47)	72
Chess after school class	16.4% (11)	6.0% (4)	9.0% (6)	1.5% (1)	0.0% (0)	67.2% (45)	67

Young Rembrandts class	13.0% (9)	14.5% (10)	7.2% (5)	0.0% (0)	0.0% (0)	65.2% (45)	69
RCV night at Silver Diner	36.2% (25)	20.3% (14)	8.7% (6)	4.3% (3)	0.0% (0)	30.4% (21)	69
RCV night at Villa Maya	16.4% (11)	10.4% (7)	4.5% (3)	1.5% (1)	0.0% (0)	67.2% (45)	67
RCV night at Urban BBQ	17.4% (12)	8.7% (6)	7.2% (5)	4.3% (3)	0.0% (0)	62.3% (43)	69
answered question							76
skipped question							2




5. Of the events listed in question 4 above, indicate your top three favorites events/activities:

	Response Count
	65
answered question	65
skipped question	13





6. If you or your child(ren) did not attend PTA-sponsored events, why not? (check all that apply)

		Response Percent	Response Count
The PTA-sponsored events/activities did not seem interesting or fun		18.9%	10
We didn't know the event was occurring or received notice of event too late		5.7%	3
Admission fee was too expensive		1.9%	1
We had something else to do that night		88.7%	47
		answered question	53
		skipped question	25




7. How do you feel about the current number of PTA events/activities?

		Response Percent	Response Count
There are too many events		2.8%	2
There are not enough events		4.2%	3
The current number is about right		93.0%	66
		answered question	71
		skipped question	7

8. Which PTA events/activities would you like to see more of? (check all that apply)

		Response Percent	Response Count
After-school activities (Mad Science, Chess Class, Young Rembrandts, etc.)		46.8%	29
Events for the whole family (Family Fun/Bingo Night, Family Dance, Carnival, etc.)		50.0%	31
School support (staff appreciation, purchase items for school/staff, etc.)		30.6%	19
Informational meetings/speakers		22.6%	14
answered question			62
skipped question			16






9. Which PTA events/activities would you like to see fewer of?

		Response Percent	Response Count
After-school activities (Mad Science, Chess Class, Young Rembrandts, etc.)		47.1%	8
Events for the whole family (Family Fun/Bingo Night, Family Dance, Carnival, etc.)		17.6%	3
School support (staff appreciation, purchase items for school/staff, etc.)		35.3%	6
answered question			17
skipped question			61




10. What new events/activities do you suggest that the PTA consider? Please list them below:

	Response Count
	19
answered question	19
skipped question	59




11. The PTA needs money to support the many PTA events/activities conducted throughout the year. How do you think the PTA should raise money for these activities? Check all that apply. (Note that the RCV Silent Auction is not a PTA fundraiser. It is a school fundraiser that is organized by RCV staff to raise money to support the summer school program and technology.)

		Response Percent	Response Count
Make a profit from the admission charges of the events by increasing admission fees		31.3%	21
Ask RCV families to sell items (wrapping paper, cookie dough, coupon books, etc..)		31.3%	21
Ask RCV families for a single monetary donation		56.7%	38
Ask RCV families for a recurring monetary donation (like a monthly charge to a credit card)		10.4%	7
Other (please specify)		19.4%	13
	answered question		67
	skipped question		11







12. Every year the PTA generates the RCV Student Directory. This year, Student Directories were free to PTA members and available for purchase by non-members. Do you find the Student Directory useful?

		Response Percent	Response Count
Yes		71.2%	52
No		6.8%	5
I didn't get a Directory this year		21.9%	16
answered question			73
skipped question			5

13. If the Student Directory is useful to you, would you prefer it:

		Response Percent	Response Count
Printed in hardcopy		72.1%	44
Distributed on a CD		3.3%	2
Other (please specify)		24.6%	15
answered question			61
skipped question			17

14. What are the current grade level(s) of your children that attend RCV (check all that apply)?

		Response Percent	Response Count
Kindergarten		23.6%	17
First grade		36.1%	26
Second grade		19.4%	14
Third grade		16.7%	12
Fourth grade		16.7%	12
Fifth grade		22.2%	16
		answered question	72
		skipped question	6

15. Please indicate below any additional suggestions/comments for the PTA:

	Response Count
	18
answered question	18
skipped question	60